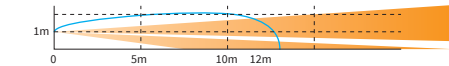


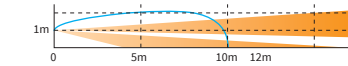
### Detection area

SIDE VIEW (Detection Distance by Positions)

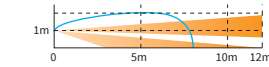
Position 1 : Approx. 12m/40ft (Default)



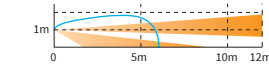
Position 2 : Approx. 8.5m/27.9ft



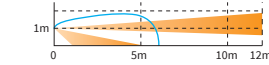
Position 3 : Approx. 6.0m/19.7ft



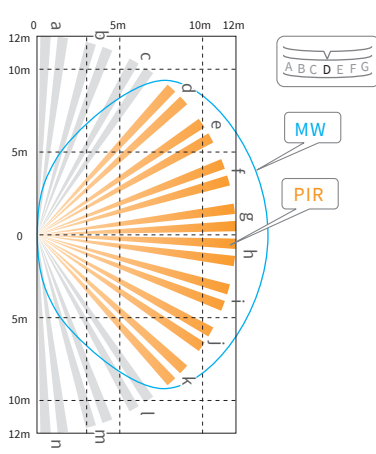
Position 4 : Approx. 3.5m/11.5ft



Position 5 : Approx. 2.5m/8.2ft

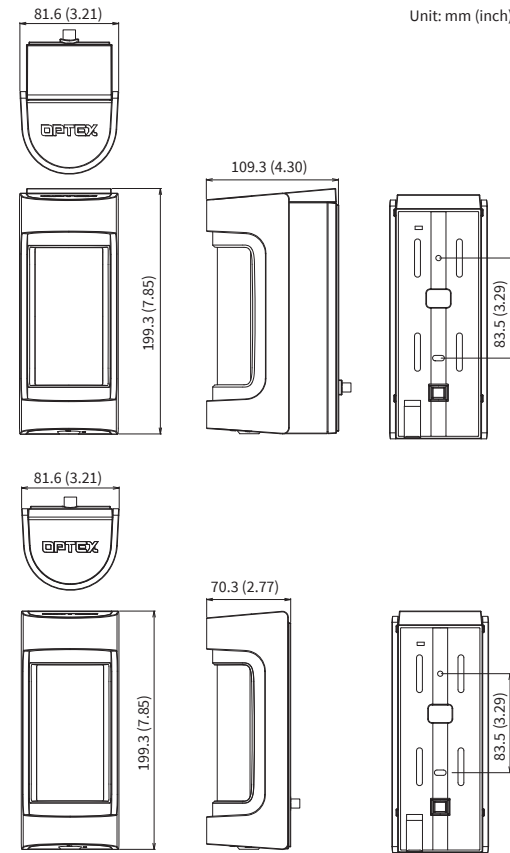


TOP VIEW  
(Area diagram for D position)



### Dimensions

Unit: mm (inch)



### Accessories

VXS Face Cover  
VXS-FC (W or BL)



VXS Cover Lens  
VXS-CL (W or BL)



VXS Battery Box  
VXS-BB (W or BL)



Battery Holder  
BH-01



### Specifications

Model	VXS-AM	VXS-DAM	VXS-RAM	VXS-RAMI	VXS-RDAM	VXS-RDAMI
Detection method	Passive infrared	Passive infrared & Microwave	Passive infrared	Passive infrared	Passive infrared & Microwave	Passive infrared & Microwave
PIR Coverage	12 m (40 ft) 90° wide / 16 zones		12 m (40 ft) 90° wide / 16 zones			
PIR distance limit	2.5 to 12 m (5 levels)		2.5 to 12 m (5 levels)			
Detectable speed	0.3 to 2.0 m / s (1' to 6'7" / s)		0.3 to 2.0 m / s (1' to 6'7" / s)			
Sensitivity	2.0 °C (3.6 °F) at 0.6 m / s		2.0 °C (3.6 °F) at 0.6 m / s			
Power input	9.5 to 18 V DC		3 to 9 V DC Lithium or Alkaline Battery			
Current draw (except walk test)	24 mA max. at 12 V DC	35 mA max. at 12 V DC	10 µA standby / 4 mA max. at 3 V DC	19 µA standby / 74 mA max. at 3 V DC	18 µA standby / 8 mA max. at 3 V DC	27 µA standby / 78 mA max. at 3 V DC
Alarm period	2.0 ± 0.1 sec.		2.0 ± 0.1 sec.			
Warm-up period	60 sec. or less (LED blinks)		60 sec. or less (LED blinks)			
Alarm output	N.C. / N.O. Selectable 28 V DC 0.1 A max.		N.C. / N.O. Selectable-Solid State Switch 10 V DC 0.01 A max.			
Trouble output	N.C. 28 V DC 0.1 A max.		N.C. / N.O. Selectable-Solid State Switch 10 V DC 0.01 A max.			
Tamper output	N.C. 28VDC 0.1 mA max. open when cover unit, main unit or mounting plate is removed		N.C. / N.O. Selectable-Solid State Switch 10 V DC 0.01 A max.			
LED indicator	Red LED; 1. Warm-up 2. Alarm 3. Masking detection DIP switch ON or Walk test	Red LED; 1. Warm-up 2. Alarm 3. Masking detection + Yellow LED; 1. Warm-up 2. MW detection DIP switch ON or Walk test	Red LED; 1. Warm-up 2. Alarm 3. Masking detection DIP switch ON or Walk test	Red LED; 1. Warm-up 2. Alarm 3. Masking detection + Yellow LED; 1. Warm-up 2. MW detection DIP switch ON or Walk test	Red LED; 1. Warm-up 2. Alarm 3. Masking detection + Yellow LED; 1. Warm-up 2. MW detection DIP switch ON or Walk test	Red LED; 1. Warm-up 2. Alarm 3. Masking detection + Yellow LED; 1. Warm-up 2. MW detection DIP switch ON or Walk test
	(DIP switch ON or Walk test)		(DIP switch ON or Walk test)			
Operation temperature	-20°C to +60°C (-4°F to +140°F)	-20°C to +45°C (-4°F to +113°F)	-20°C to +60°C (-4°F to +140°F)	-20°C to +60°C (-4°F to +140°F)	-20°C to +45°C (-4°F to +113°F)	-20°C to +45°C (-4°F to +113°F)
Environment humidity	95 % max.		95 % max.			
International protection	IP55		IP55			
Mounting	Wall, Pole (Outdoor,Indoor)		Wall, Pole (Outdoor,Indoor)			
Mounting height / Weight	0.8 to 1.2 m (2'7" to 4')		0.8 to 1.2 m (2'7" to 4')			
Weight	400 g (14.1 oz.)	450 g (15.9 oz.)	500 g (17.6 oz.)	500 g (17.6 oz.)	550 g (19.4 oz.)	550 g (19.4 oz.)
Accessories	Screw (4 x 20 mm) x 2, Masking seal x 3		Connector for POWER and ALARM, Connector for TROUBLE, Velcro tape, Screw (4 x 20 mm) x 2, Masking seal x 3			

• Specifications and designs are subject to change without prior notice.  
• These units are designed to detect an intruder and activate an alarm control panel.  
Being only a part of a complete system, we cannot accept responsibility for any damages or other consequences resulting from



## Wide Angle Outdoor Detector VX Shield Series

PIR or dual tech series with anti-masking  
40ft wide angle with digital triple layer detection  
2 hardwired & 4 wireless models available



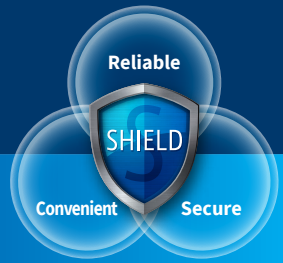
### Where Flexible Performance Meets Modern Design

The VX Shield series (VXS) is a range of four outdoor PIR sensors providing 40ft by 90° detection coverage, ideal for all residential and small commercial sites. With customizable designs, high accuracy against false alarms, and anti-masking features, the VX Shield series includes two PIR and two dual-techs models.



800.966.7839  
sales@optexamerica.com  
www.optexamerica.com





# SHIELD: The New Shape of Security

90° WIDE ANGLE OUTDOOR DETECTION  
VERSATILE DESIGN



## Reliable


40ft Wide Angle With Triple Layer Detection Area

### PIR DETECTOR with anti-masking

VXS-AM (wired model), VXS-RAM (battery operated model)  
Active IR anti-masking detects covering objects on lens surface when monitoring of the detector status is required.

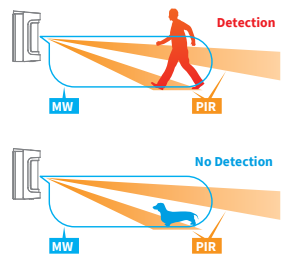
### PIR / MW DETECTOR with anti-masking

VXS-DAM (wired model), VXS-RDAM (battery operated model)  
integrated algorithm of both PIR and Microwave provides the ultimate stability in detection performance. In a field where strong sun hits the land or facing direct light beams from traffic, DAM/RDAM offers higher false alarm immunity.



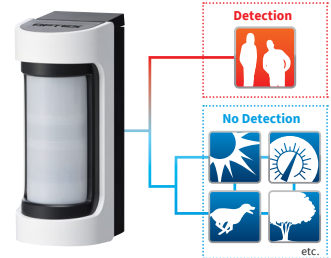
## Digital Triple Layer Detection

Both the upper / lower PIR detection areas and MW detection area must simultaneously be crossed to generate an alarm. Each activation is independently analyzed so that spurious events can be filtered and ignored. This technology virtually eliminates nuisance detection of smaller animals in the premises.



## SMDA (Super Multidimensional Analysis) Logic


All VXS models are equipped with a digitally enhanced signal recognition logic called SMDA. By analyzing detection patterns and environmental information SMDA improves immunity against various noise factors such as climate changes and vegetation sways, and can distinguish between the cause of nuisance false alarms and genuine intrusions.



## Convenient

Optional Color Variation Easy Operation and Setting

### Easy To Install & Set-Up



90 degrees rotation lock  
Easy to open / close cover



Blue components  
Easy to recognize where to touch



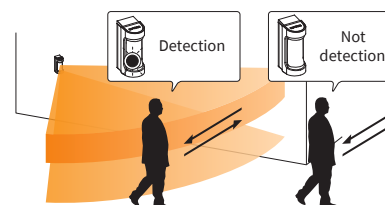
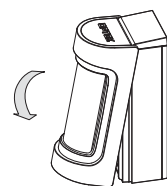
Easy to adjust the detection area



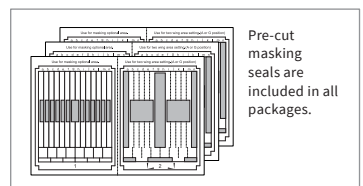
Level indicator  
Easy to recognize the sensor is installed even with the ground

### Automatic Walk Test Mode

Walk test modes starts when closing the cover. Walk test mode expires 3 minutes and return to Normal mode.



### 5 Types of Area Masking Seals



## Secure

A sense of security Designed for you

Robust and weather proof housing

Wide optical lens creates the atmosphere that the premises are protected.

Smooth surface matches the wall.

## Product Features

### Battery Life For The Battery-Operated Models

Model	VXS-RAM		VXS-RDAM	
	Battery saving mode 120s interval	Walk test mode 5s interval	Battery saving mode 120s interval	Walk test mode 5s interval
CR123A	6 years	5 years	4 years	3 years
CR2	4 years	3 years	2 years	1 years
1/2AA	5 years	4 years	3 years	2 years

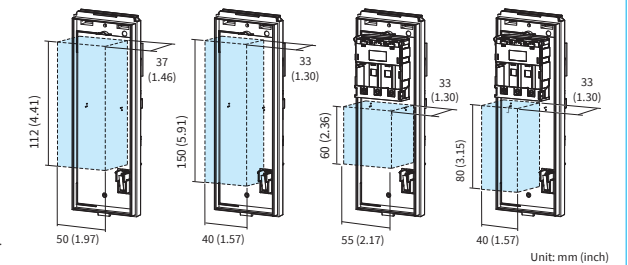
Calculation based on: single type of battery, no power sharing with the transmitter, LED off and anti-masking on.

### Multipurpose Back Box for VXS-RAM / VXS-RDAM only

BATTERY BOX (BH-01)



\*Battery not included.  
CR123A x 3 (3.0 V DC)  
CR2 x 3 (3.0 V DC)  
1/2AA x 3 (3.6 V DC)  
1/2AA x 6 (7.2 V DC x 3)\*  
\*3.6 V DC 1/2 AA battery in series.




### EOL Module Socket (VXS, AM, DAM only)

Optional EOL (End of line) resistor modules are available.

### SHIELD Housing

IP55 Protection  
UV Resistant ASA Body



### Back Tamper

Trouble output activates when back box as well as chassis is removed.



### Color Options



White Cover / White Body (Standard)



White Cover / Black Body (Optional)



Black Cover / Black Body (Optional)

Web based manual for wired models  
<http://navi.optex.net/manual/50105>



Web based manual for battery operated models  
<http://navi.optex.net/manual/50109>



Basic common features

• Double conductive shielding  
• Area masking seals

• Sensitivity adjustment switch  
• Cover tamper

• Battery saving timer